

# Welcome to Year 6



*'Don't let anyone look down on you because you are young but set an example for the believers in speech; in conduct; in love; in faith and in purity (1 Timothy 4:12).'*

# Meet the Staff



Mrs Poynton  
Y6 Class Teacher



Mrs Woodward  
HLTA/Teaching  
Assistant

# Attendance

In order for your child to achieve their full potential children must attend everyday!



## Illness

If your child is too ill to attend school you must ring the school office before 9am to let us know why and this should be repeated each day of absence.

If they have sickness and or diarrhoea children must not come back for 24 hours after the last time they are sick.

School will text or ring if this is not done.

## Appointments

Please try and make appointments out of school time. We understand certain hospital appointments can not be made out of school hours. Evidence of these appointments are needed.

## Holidays

Holidays in school time will not be authorised and as with Lancashire policy parents will be fined.

# Punctuality



Your child must be in school by 8:50am or they will be marked as late.

If the gates are locked you must enter the school via the front door.

Persistent lates will result in external agencies being involved or parents being placed on a parent contract.

Children are rewarded for punctuality so please ensure you try your best to be on time. Children are allowed in school from 8.45am.

# Up to Date Details



It is essential that we have a reliable way of contacting you at any time.

Please make sure we have at least **three** different adults we can contact in case of emergency for your child. Work/ landline or mobile number.

If these change at anytime please let us know immediately.

# Uniform

We pride ourselves in our smart uniform.

Please ensure your child always has the correct uniform each day.



- Boys

White shirt

Blue elastic tie

Blue school sweatshirt

Grey trousers/ shorts

Black/ grey socks

- Girls

White shirt

Blue elastic tie

Blue school sweatshirt

Grey tailored trousers

Blue tartan skirt

Grey knee socks

- Sensible All black shoes.
- Girls hair must be tied back.
- No extreme hair cuts are allowed (shaved areas, wedges or zigzags).
- A waterproof coat with a hood. (This should be in school everyday no matter what the weather)
- All items must be clearly named.

# PE Kit

The School Kit is:

- \* White school T-shirt
- \* Black Shorts
- \* Black P.E. Pumps
- Blue drawstring bag
- \* Trainers – Velcro unless they can **confidently** tie laces!

No earrings (if child is unable to take them out, must be removed before school / plasters are not allowed)

Kit should be clearly named and in a named drawstring P.E. bag.  
All items of uniform should also be named.



# Packed Lunches

Can you ensure that your child has a well-balanced lunch each day which will help them to concentrate throughout the afternoon .

There should be a sandwich/ savoury meal included.

Please try to avoid several sweet snacks (1 at the most) and no fizzy/sugary drinks, especially energy drinks.



# Expectations from Parents

What we expect from you as parents:

- Your child to come to school everyday and on time
- Full school uniform and appropriate school shoes
- Full PE kit
- To bring their book bag every day
- To hear your child read at least 3 times a week (ideally every night)
- To follow up some activities at home to consolidate learning at school.
- To work with staff, keeping us informed about things that will affect your child in order to support and promote good behaviour.
- To ensure Homework and home learning tasks are completed.



# Y6 Class Expectations

## Reading



Books will be changed weekly (Mondays) and the children will have to discuss what they have read with Mrs Woodward. They will take part in our reading challenge, receiving a bronze award for 5 books read, a silver award for 15 books, a gold award for 25 books and finally the Owl Reader Award for 35 books.

### Reading Plus

This is an online reading program which develops fluency and comprehension.

The children are expected (as part of their homework) to access this for 10-15 minutes twice weekly.

The children should know their passwords.

# Class Expectations



## Homework

### Spellings/Number Facts

Tested each Friday this half term. They will bring home a spelling sheet each week so they can practise at home each night. Children should use TTRS to prepare for the number facts test.

### Weekly Homework Tasks (Homework Book)

Each Thursday the children will receive a task to be completed and returned by Monday. This may be Topic, RE, Maths or English.

**Maths Club Tuesday 3.20pm- 4.15pm**



**Reading Club- Wednesday 3.20pm- 4.15pm**

**These will begin on 16<sup>th</sup> & 17<sup>th</sup> September**

Please collect promptly from the usual collection point.

If your children are walking home by themselves, you must let the office know in the morning.

# SATs



SATs will take place next year from

**Mon 11<sup>th</sup>-Thurs 14<sup>th</sup> May**

They will be tested in Maths (3 papers); Reading; and Grammar, Punctuation and Spelling.

Writing will be not be tested but will be teacher assessed.

You will receive information and details nearer the time.

# School Website

[www.st-pauls.lancs.sch.uk](http://www.st-pauls.lancs.sch.uk)

Class Pages



HOME ABOUT OUR SCHOOL KEY INFORMATION CURRICULUM PARENTS AND GUARDIANS CONTACT US



**"Working, Learning, Playing and Worshipping Together"**

# Knowledge Organisers








St Paul's Church of England Primary School

"Don't let anyone look down on you because you are young but set an example for the believers in speech; in conduct; in love; in faith and in purity."  
(1 Timothy 4:12)



<b>Subject: Geography</b>	<b>Year group: 2 Term: Autumn 1</b>	<b>Title: The Place Where I live</b>
---------------------------	-------------------------------------	--------------------------------------

<p><b>What should I know?</b></p> <ul style="list-style-type: none"> <li>Use large scale maps and aerial photos of the school and local area</li> <li>Recognise simple features on maps e.g. buildings, roads and fields</li> <li>Follow a route on a map starting with a picture map of the school</li> <li>Draw a simple map e.g. of a garden, route map, place in a story</li> <li>Use simple fieldwork techniques such as observation and identification to study the geography of the school and its grounds</li> <li>Be able to use locational and directional language to describe feature and routes e.g. left/right, forwards and backwards</li> </ul> 	<p><b>Facts I will learn ...</b></p>   <ul style="list-style-type: none"> <li>Learn about a small area of the United Kingdom (Oswaldtwistle)</li> <li>Physical and human features of Oswaldtwistle</li> <li>Use simple fieldwork techniques such as observation and identification to study the geography of the school and its grounds as well as the key human and physical features of its surrounding environment</li> <li>Use cameras and audio equipment to record geographical features, use aerial photos and plan perspectives to recognise landmarks and basic human and physical features</li> <li>Use maps and other images to talk about everyday life e.g. where we live, journey to school etc</li> </ul>	<p><b>Key questions.....</b></p> <ul style="list-style-type: none"> <li>Which are built places e.g. recreation grounds, swimming pool and which are natural places e.g. woods, beach or fields?</li> <li>Do they have a garden or other outside space at their home?</li> <li>Where in the school grounds do you play?</li> <li>Where do you go to play at the weekends or on holiday?</li> </ul>  <p>Discuss with children how the things we can do are linked to the kinds of features around us.</p> <ul style="list-style-type: none"> <li>What's special about their neighbourhood?</li> <li>What would they really want to do if there was somewhere to do it?</li> <li>What's not so good about their neighbourhood?</li> <li>What would children like adding to the neighbourhood to make it better?</li> </ul>												
<p><b>Key Skills...</b></p> <ul style="list-style-type: none"> <li>Learn about Oswaldtwistle</li> <li>Physical and human features of Oswaldtwistle</li> <li>Use and follow a map</li> <li>Fieldwork techniques e.g. observation</li> </ul>	<p><b>Experiences that school will provide:</b></p> <ul style="list-style-type: none"> <li>Walk of the local area and draw famous landmarks, take photos</li> <li>Digimaps- follow a map to a place in local area of Oswaldtwistle</li> </ul> 	<table border="1"> <thead> <tr> <th>Key vocab</th> <th>Definition</th> </tr> </thead> <tbody> <tr> <td>environment</td> <td>The things and conditions that are all around us</td> </tr> <tr> <td>fieldwork</td> <td>Scientific research, exploration, or observation conducted in the field</td> </tr> <tr> <td>Physical feature</td> <td>The scientific study of the natural features of the Earth's surface</td> </tr> <tr> <td>Human feature</td> <td>Something that can be man-made</td> </tr> <tr> <td>landmark</td> <td>A historic building or place</td> </tr> </tbody> </table>	Key vocab	Definition	environment	The things and conditions that are all around us	fieldwork	Scientific research, exploration, or observation conducted in the field	Physical feature	The scientific study of the natural features of the Earth's surface	Human feature	Something that can be man-made	landmark	A historic building or place
Key vocab	Definition													
environment	The things and conditions that are all around us													
fieldwork	Scientific research, exploration, or observation conducted in the field													
Physical feature	The scientific study of the natural features of the Earth's surface													
Human feature	Something that can be man-made													
landmark	A historic building or place													
<p><b>Web links</b></p> <p><a href="http://www.sheppardsoftware.com/Geography.htm">http://www.sheppardsoftware.com/Geography.htm</a> <a href="https://kids.kiddle.co/Oswaldtwistle">https://kids.kiddle.co/Oswaldtwistle</a></p>	<p><b>Experiences that could be provided at home...</b></p> <ul style="list-style-type: none"> <li>Visit a famous landmark (P35) in Oswaldtwistle</li> </ul>													


# Relationships Education Content



- That people have different kinds of relationships in their lives, including romantic or intimate relationships
- That people who are attracted to and love each other can be of any gender, ethnicity or faith
- That adults can choose to be part of a committed relationship or not, including marriage or civil partnership
- That marriage should be wanted equally by both people and that forcing someone to marry against their will is a crime
- How puberty is related to growing from childhood to adulthood
- About the reproductive organs and process – how babies are conceived and born and how they need to be cared for – that there are ways to prevent a baby being made
- How growing up and becoming more independent comes with increased opportunities and responsibilities
- How friendships may change as they grow and how to manage this
- How to manage change, including moving to secondary school; how to ask for help or support or where to seek further advice regarding growing up and changing



We pride ourselves on supporting our children be safe online and our Computing curriculum is heavily based around teaching the children about online safety. The teaching of being safe online must also reach to home. We encourage you to be open with discussing online safety at home with your children so they know if something bothers them online, they can come to you. Ensure that your children’s devices have appropriate settings on so that children can not get onto anything which is not age appropriate.




Age: 13+



Age was 7+ but has been changed to parental guidance. Monitored play advised



Age: 7+



Age: 13+



Age: 13+



Age: 13+ to have an account

# Reporting Online Safety Concerns

If you have any concerns about your child online you can: speak to staff in school for advice, report activity to the app being used.

If you have online bullying concerns: keep all the evidence, do report to the police and school, do not retaliate.

You can also report concerns on [reportharmfulcontent.com](https://www.reportharmfulcontent.com).

Report any inappropriate contact from and adult on: [ceop.police.uk](https://www.ceop.police.uk)

If a child has a nude image of themselves shared online, they can report it on [childline.org.uk/remove](https://www.childline.org.uk/remove).

# Contact



Phone school – Mrs Smith will pass messages on or deal with most enquiries or arrange a meeting if required.

Either myself or Mrs Woodward will be available at the end of the school day for any quick messages.